



Recommended calling QRGs: 7.026/7.028, 10.118/10.138, 14.058, 18.085, 21.058/21.138, 24.908, 28.058/28.158

FEA Net: 7.026 MHz 2300UTC on Saturdays, 14.054 MHz 0800UTC on Sundays

Newsletter Editor, FEA Net Manager: Nao JO3HPM (jo3hpm@fists-ea.org)

Membership Secretary: Jean JL3SIK (join-fea@fists-ea.org)

Web administrator, QSL Manager, Newsletter E-mail Distributor: Harry JL3AMK (webadmin@fists-ea.org)

FISTS members can receive the morsEAsia via e-mail. Please email the web admin with your FISTS#.

Other members of administration: Sugi JK7UST & Manabu JE1RZR

<http://www.feacw.net/> or <http://www.fists-ea.org/> (Secondary)

NEW MEMBERS

Welcome to our new members:

Yuky, JA2QYE #15126

Kiyo, JH1KMU #15129

Zaki, 9M2ZAK #15131

Rizal, 9M2RDX #15127

Calvin, BX4AG (ex. BV4QW) #6020

Adri YD1CSV #15132

Piju, 9M2PJU #15128

Reed, BV4QO #15130

Ina, YD1NAA #15133

NEW 12-METER CALLING FREQ: 24.908MHZ

Calling Frequency on 12-meter: 24.918MHz replaced to 24.908MHz because the digital sub-band in IARU Region I & II has been extended down to 24.915MHz.

THAI RESTAURANT “BAN SABAI TOKYO”

WARA, E21AOY (also JE6HAM) #15116 made his dream come true. He opened his Thai food restaurant in Tokyo in March. He is very busy to run the restaurant now. Why don't you visit his restaurant when you come to Tokyo?

<https://maps.google.com/maps/ms?msid=200888867359298967124.0004d7691bba1de9ebc7c&msa=0>



RIZAL, 9M2RDX #15127


Hello, nice to meet you. My name is Mohd Rizal just call me Rizal. Born in 1975. I'm very new in amateur radio and started with as a SWL since 1994 by using old receiver with wire antenna. Getting my 1st licence with 9W2RZL in the year 2006 and upgrade with full licence on 2010. My QTH in Temerloh is located in the centre part of West Malaysia. My wife also have call-sign, her call-sign is 9W2RZQ sometime working on 28 MHz SSB. I have 2 kids and always with me in my shack room when I'm on air.

In 2008, I'm start learning CW because in Malaysia if you want to upgrade a full licence you have to do the CW Test. Before that I had only the phone class license and only can worked at 28 MHz and 50 MHz on HF band. To work and explore to other band make me to learns CW.

After I'm pass my CW Test, I already throw away the CW keyer, then after I'm meet with my best friends 9M6YBG, he advise me to back on CW. Start from that until now CW always make me enjoy and sometime make me smile when I'm on air. Most of the day I'm working on CW. With CW make me feel better during on air.

I'm also involve in Radio Scouting specially on JOTA (Jamboree On The Air) with special call-sign 9M2PPM. Malaysian Scout Association website: <http://www.pengakapmalaysia.org>, Malaysian Radio Scouting 9M2PPM <http://www.qsl.net/9m2ppm/>.

I become a FISTS member, so I wish to be more active and want to meet many friends who love CW. Will you call me when you hear my call-sign. I'm looking forward to meeting FISTS members especially when you are coming to 9M2 Land. See you on the air. Best 73 and FB DX.



ADRI, YD1CSV #15132

Hello, I want to introduce myself. I am Adriansyah, 47 years-old male from Bogor Indonesia. I have loved radio since 1984 but I got registered novice licence in 2010. It looks too late but I never know "late" word. I started learning CW in November 2012 and it looks too late again. But I have already been working international QSOs since January 2013. I hope I can learn much more from experienced members of this club about my new hobby. "CW, it's not only a tone. It's a soul" And the important thing is "I love CW." See you on the air. 73.

YD1CSV

Adriansyah
Villa Nusa Indah Blok V2 No 20
Bogor, West Java 16969
Indonesia

TX & Ant
Yaesu FT 450
Rotary Dipole

Loc: Q133Q, ITU: 54, CQ: 28

Confirming 2-Way QSOs with	Time	Mode	Band	RST

Trnx for QSO. 73,

PIJU, 9M2PJU #15128

Hello, my name is Piju and my call-sign is 9M2PJU. My location is in Selangor, West Malaysia. My favourite transceiver is from Yaesu lines. I own a Yaesu FT857D since 2012. I love Yaesu transceivers and handy-talkie because Yaesu made a good product which supports CW operation and also training. Take a look a Yaesu transceivers, they have CW trainer.

For CW keyer, I prefer CW paddle. my favourite CW paddle is a home-brew keyer made from saw blade, This keyer was made by my friend Azril, V85AN from Brunei (see attachment file).

I like portable operation, sometimes I went out and set up a portable station with my friends. On 2013 new year, we went to Kepong's lake to enjoy DXing on new year night. See <http://www.youtube.com/watch?v=sQe7EzOGPiQ>.

I like CW operation rather than SSB operation. On CW mode, I can work with world using my home-brew 40 m dipole. My preferable speed was between 22 wpm to 35 wpm. I always use keyer, never use computer. If you hear me on the bands, don't forget to say hello. Thanks.



INA, YD1NAA #15133

HI. I am YD1NAA, INA, from Bogor Indonesia. I am very happy I could join FISTS club. First, CW is my unexpected hobby because I only needed to learn it to pass my licence amateur in 2008. But after that time, I never stop to use this language. Now, CW is a part of my life. The picture was taken when I won at the national CW reader contest. HPE CU OTA GD 73.



MEMORY OF SHIN - KIYO, JH1KMU #15129

Hello friends!! This is the story of the start of my ham life.

About fifty years before, I was a student of an elementary school in Gunma prefecture, Japan. One day, a boy came into our class. His name was Shin and he came from another elementary school which was in the town near my home town. In those day, I had much interested in radio making and ham radio. And talking about radio making and ham radio with Shin made a bridge between Shin and I. He said to me "Come to my house and see daddy's radio shack" Yes, his father was an amateur radio operator and his station call was JA1**R.

One Sunday, I went to Shin's house for visiting his fathers shack by bus. It was about one hour bus journey. Shin's father had something bad in his body and he was on his bed for long time.

His radio shack had some black boxes which had some meters and switches on them. There were no doubt that they were his receiver and transmitter. All of the things were shining in his shack. Did you see balanced feeder? There were two line balanced feeder which had numbers of separator made by glass bar in his shack. I did not see the balanced feeder then, so the two line which goes on the wall of the room put the strange feeling into my brain. And his antenna for 80 m band was a top loaded vertical antenna which had round capacity hat on the top of it. It was on long bamboo pole.



After some years, I went into high school and I got the novice class amateur radio license. My first transmitter for 40 m band was the AM transmitter made by 6BM8 single tube and the receiver was STAR SR-100K super heterodyne receiver. The antenna was a top loaded vertical antenna with no capacity hat. Oh yes, it was on long bamboo pole. hi

After fifty years, I do not see where Shin is now and his father got well or not. But now I am keeping the pictures of Shin's fathers shack and antenna. The "journey" to Shin's house made me a ham.

Now I am interested in CW operation, and I want to get numbers of friends by CW QSO. When you hear my call sign on the air, please call me by QRS CW.

I love CW, saxophone and my dog Suzu. But of course, my wife is the first! 73 & 88

PORTABLE OPERATION IN JD1 - MS. SAORI "MAI" SASAKI, JH1JDI #15123

From 4 February to 3 March, 2013, I, Ms. Saori "MAI" Sasaki, was QRV from Chichijima Island and Hahajima Island on mainly 40 mb, 30 mb and 20 mb. Chichijima Island is located 1000 km South of central Tokyo, and the meaning is "Father Island". Hahajima "Mother Island" is 50 km South of Chichijima Island. It is not easy to go there since there are no flights to go there, we have to take ship and it spends about 25 and a half hour one way.

In December, 2012, I made up my mind to do this portable operation from JD1 and booked ticket of the ship and a guest house. On 3 February, I went aboard the ship with total 40 kilograms luggage, including V-style dipole, 5D-2V cable, IC-706MK2G, FT-817ND, Vibroplex Blueracer, straight Key, switching power supply, antenna tuner, clothes, books, PC and so on. My husband could not come with me because of his work, so I carried out this plan by myself, of course, brought the 40 kilograms luggage by myself.

The guest house in Chichijima Island was very kind and interested in this operation of mine, gave me the best room to settle antenna and to take cable into. I operate with IC-706MK2G/50W and V-Style Dipole from this room every day. They asked me "Where did you contacted with today?" every night and if I answered "Argentina and Brazil, yes of course, west coast of the United States" they were surprised very much.

I have a friend living in Hahajima Island, went to meet him and stayed in the island one week. In Hahajima Island, I could not QRV from guest house, but my friend kindly let me use his car with attached whip antenna, YAESU ATAS120, so I could QRV from the morning to evening every day. In Hahajima Island, I used FT-100/50W portable transceiver.

The results of this portable operation in JD1 total 4 weeks was, total 1314 QSOs including NIL, contact with 1020 stations and 1234 unique QSOs. Details are as follows;
370 QSOs on 40 mb/CW, 478 QSOs on 30 mb/CW, 194 QSOs on 20 mb/CW, 95 QSOs on 17 mb/CW, 38 QSOs on 15 mb/CW, 5 QSOs on 12 mb/CW, 3 QSOs on 10 mb/CW, 1 QSO on 2 mb/CW, 33 QSOs on 40 mb/SSB, 14 QSOs on 17 mb/SSB, 2 QSOs on 15 mb/SSB and 1 QSO on 2 mb/FM.

This is very low in aspect of log entries, I suppose, but I am so happy with this results. I wanted to enjoy portable operation from JD1, I didn't go there to perform DX expedition. Using at least a few minutes for a QSO and enjoyed QSOs themselves. I sent a "real" RST and my handle every time since it is too dry for me to exchange only "599".

I experienced many things and brushed up my skill about CW operation. This was really very good training of CW, since I was an only 7 months experienced beginner of CW.

Now I am putting the logs in order and preparing for QSLs made specially for this operation. Thank you for all who kindly answered my CQ from JD1! 73 and 88.



SPECIAL TOPIC: THE RIG

MIZUHO P-7DX - HIRO, JA3UMK #15103

It is a tiny one but always encourage me! P-7DX dedicated for 40 m band by MIZUHO is my favourite rig. This QRPP rig is the only one that I got it when I was interested first in CW. In those days I used to inflate the dream of the fluent operator I could be someday. Yes, I began to be increasingly interested in the CW with this one. Until today, I was discouraged so many times because of its practices came up with many difficulties to continue it by myself. Every time when I was beaten back, the dream that I had when I bought P-7DX encouraged me, although it was very tiny. Yes, I always tumbled to what I really wanted to be a fluent CW operator by it and fully enjoy the English rag-chew in the near future. This tiny rig was the starting point of my CW life.

Changing the subject, ever since I really started the CW training in October the year before last, I have been mainly brushing up the hearing ability rather than the actual QSOs. In the meantime I worked only 25 stations. Soon after I could approach some level, new harder difficulties intruded my mind to resume QRV when I watched other's QSOs. Because, most of their QSOs were faster than the level I got. I do have a good grasp that actual QSOs are better than any other training. Now as a retiree, I have much time for radio for CW. So, I will start afresh in the actual operation this April.

Under these circumstances, I would like to utilize P-7DX for an actual QRV even though I am a raw operator. When you happen to hear me, please be kind enough to be patient and pound your key slowly. Your courtesy is highly appreciated.


P-7DX specifications: RF 1 W Input power at 9.5V, Full break-in, Frequency 7.000 to 7.030 MHz, Single super heterodyne with Audio peak-filter, Sensitivity -6db s/n 15db.



KIWI 7 MHZ TRANSCEIVER, WARA - E21AOY/QRP (JE6HAM/QRP) #15116

Hi Sawasdee krup.

Hope you are doing well. I send you a pictures of my home-brew QRP rig that I was build last year after Tokyo ham fair. It's called KIWI 7 MHz transceiver design by F6BQU. KIWI has been optimized for excellent performance at all



levels, a full break-in, no white noise, electronic keyer, 1-ch memory, speed and 3 watts RF power, more than enough to make great QSOs. I have only 1 home-brew rig in JA and so enjoy with this KIWI.

Last year Atsu san JE1TRV invited me for eyeball BBQ meeting at his house. Everybody brought own QRP rig from the high-tech rig like KX3 to the simple one like KIWI. That was very interesting for me. Thank you everybody for warm welcome and nice eye-ball QSO. Starting from the left E21AOY, JE1TRV, JK7UST, YL, JJ1IZW, JA7QIL/1, and JA1HMK in the lower right photo.



So time is running so fast I looking forwards to see FISTS member again at ham fair. Wish you all the best and big hugs. 72.

FT-101ES & C501 - ATSU, JE1TRV #7763

My first set-up in Hyogo-pref. for ex callsign JE3UWU was Yaesu FT101ES and Hi-MOUND HK-702 Straight Key. By this set up, I've learned basic CW operation on the HF band. 37 years have passed, I've been using several rigs but I still keep this my first rig. Old photo was taken when I was 18 years old. New photo was taken today. It is still workable, I hope.

This my station for mobile CW. Rig is Standard C501, a 144/430 FM handy talky. Using F2 keyer adaptor shown at the centre of the photo, I can operate CW (F2A) on FM phone band. This F2A adaptor was distributed by A1 CLUB as a kit named "Handy Ton-2" few years ago.



SOLDERING HAS BEEN ONE OF MY FAVORITES - MAN, JG0SXC #8934

Soldering has been one of my favourites since I was a little boy at an elementary school. When I was a fourth grader I joined an electric radio club, or Denki Musen Club, and I knew it is a lot of fun, and also I heard of Amateur Radio for the first time then. I had a lot of soldering and made some pocket radios those days, unfortunately which seldom worked well. But now I know that I learned how to solder well that way, hi.

More than 20 years later, I have been into soldering again. Photo 1 shows a very famous QRP rig, a RockMite series. Amazingly, with such a small, simple circuit and 0.5W out put, I succeeded in QSO with UA0 station on the day I completed it in 2005. I remember it was a really exciting QSO for me even now.



Photo 1. RockMite20

I have made an OHR-100 but I don't have its picture. Photo 2 is a SW-40+, produced by Small Wonder Lab. It is very nice rig for QRP CW. I set a frequency counter telling the freq by Morse and an electric keyer in it. Photo 3 is an Elecraft K1, used in the field. With its internal battery and ATU, it can be very useful rig for outdoor operation.



Photo 2. SW-40+



Photo 3. Elecraft K1

One day I made a simple very QRpp rig, 10mW for 144MHz CW, succeeding in QSO with a local friend who made the same rig. (Photo 4)

Finally, my main rig is still an Elecraft K2 (Photo5) which I constructed spending a couple of months in 2008. I have been satisfied with its sufficient features for CW. Watching signals with the rigs which you have made by yourself is great fun in the world, isn't it? Enjoy it!



Photo 4. 144 MHz CW



Photo 5. Elecraft K2

MORE RIGS

TRIO TS-520V, This is my first rig. Some volume has trouble but still work. Natural sound. (JK7UST)



TRIO TS-520X EARLY MODEL, This was modified to 100 W using an original kit. I got this from Internet auction. The condition is very good and keeps all original parts. (JQ1BWT)



TRIO R-820, So called as Communications Receiver. Love to listen overseas broadcast stations with this. (JE1RZR)



KENWOOD TS-930V, Wanted to get for long time since I started Ham radio back in 1980's. (JE1RZR)



KENWOOD TS-680S, HF/50. 100W. My first HF rig. (JO3HPM)



KENWOOD TS-870S, HF 100 W. My current rig. (JO3HPM)



KENWOOD TS-2000SX, HF/50/144/430/1200 MHz 100 W. (JL3YMV)



KENWOOD TM-D710, 144/430 MHz FM mobile for APRS. (JK7UST)



KENWOOD TS-45, 430 MHz FM. 5 W. My first rig. (JO3HPM)



KENWOOD TH-F7, This is V/U FM handy. However, The TH-F7 is ready to SSB/CW receiving. (JQ1BWT)



ICOM IC-740S, This is a my first rig since 1986. This broke down many times, but I repaired it by myself. Recently this IC-740S was connected an amplifier (200 W) and I uses it. (JH1DBM/JJ0MPI)



ICOM IC-911D WITH 1.2G MODULE, This is my V/U/SHF main radio. But I have not been able to QSO at "1.2G CW" (JQ1BWT)



YAESU FT-2000D, This is my main radio. I bought this radio when I passed the first class armature (JQ1BWT)



YAESU FT-857DM, The FT-857DM is in my car. Of course, cw paddle together. (JQ1BWT)



YAESU FT-857D, This rig is returned from YAESU lately. The power output is modified from 100 W to 50 W. I will use this as my main rig. (JH1KMU)



YAESU FT-857DM, For mobile use. (JK7UST)



YAESU FT-817ND, This radio was active at the 3.11 earthquake. (JQ1BWT)



YAESU FT-817, I used for portable operation. (JK7UST)



ELECRAFT K1, This is the signed K1 of WA6HHQ. Just after the Great East Japan Earthquake, I could contact FISTS friends by this K1 and batteries. I did not remember what I send at that time. My hand was shaking and I was tearing with fear. (JK7UST)



ELECRAFT K1, 7/10/14/21 MHz. SN.1742. I constructed on 2004. First DX QSO using my K1 was LU5! Now I mainly use at portable operation. (JO3HPM)



ELECRAFT K2, The K2 is very good analogue tone. Provides us with a great chatting time. (JQ1BWT)



ELECRAFT K2 + TOKYO HIGH POWER HL100BDX (100 W AMP), I constructed my K2 in this new year. It had very nice sound, so became my main rig. (JK7UST)



ELECRAFT K2, (JA4MRL)



ELECRAFT K2 & K3, K2 is good for picking weak signal up on top band, a K3 for contests. (JE1RZR)



ELECRAFT K3, Must for contest. QRM's are cut drastically by roofing filter. (JK7UST)



ELECRAFT KX3, I will use for portable operation. (JK7UST)



ELECRAFT KX1, This KX1 was many modified. Built-in speaker, AF-AMP, AAA x8 batteries. (JQ1BWT)




MIZUHO P-7DX, PICO 7S, and PICO 21S, All are QRP. (JK7UST)



SMALL WONDER LABS ROCKMITE, My Rock-Mite, named Rock-Mydo-1-Gou. I made over a hundred QSO's with this TRX. (JA4MRL)



SMALL WONDER LABS ROCKMITE-20, 20 meter QRP CW Rig (JH1DBM/JJ0MPI)



SMALL WONDER LABS ROCKMITE-40, (JK7UST)



SMALL WONDER LABS ROCKMITE-40, very QRP transceiver for 40mb at 0.5W output. The original frequency was 7040kHz when I bought it, however the frequency in Japan is not in the CW band. I have prepared two 7025kHz Xtals to operate for A1 club on air meeting in the CW band. The Xtals are replaceable and the TRX frequency is tunable slightly by a variable capacitor. (JP1BJB)



SMALL WONDER LABS SW-40+, QRP transceiver for 40mb at 2.5W Max. output. The TRX frequency is tunable by LC-VFO with variable capacitor diode. It is very critical to tune the VFO by a conventional variable register, a multi-turn potentiometer (variable register) is installed to tune easily. The SW40+ series doesn't have a built-in keyer. Therefore I'm going to implement a PIC-keyer at space in the case. (JP1BJB)



FOUR STATE QRP GROUP SS-40, 40 m CW receiver kit. VXO single conversion. pure sound. (JK7UST)



CQ HAM RADIO AYU-40, Transmitter kit. This substrate was a supplement of CQ ham radio magazine Output 300 mW. I use this in combination with SS-40 receiver. (JK7UST)



CQ HAM RADIO AYU-40, 40 meter QRP CW TX (JH1DBM/JJ0MPI)



CRKITS.COM CRK-10, 7 MHz CW transceiver Made in China. Price is about 5000 yen. Rock-Mite 40M was used as a reference to design this. Direct conversion. 2 poles crystal filter on the top of receive circuit. Output 3 W. A few parts and easy construction. (JK7UST)



BCL RADIOS, The left is TECSUN PL-660 made in China and China design. Other side is Sony ICF-SW7600GR made in Japan and Japan design. These already to SSB/CW receiving. It have a face very similar both. (JQ1BWT)



HANDHELD RADIOS, I have a lot of handheld radios including non-amateur ones. Left 3 radios are not for ham but for business or leisure. (JQ1BWT)



STANDARD VXD-10 (Digital Convenience Radio)	ICOM ID-31 (430MHz D-STAR)	KENWOOD TH-F7 (144/430MHz)	STANDARD VX-3 (144/430MHz)
MOTOROLA MS80 (Convenience Radio)	ICOM IC-DPR3 (Digital Convenience Radio)	ALINCO DJ-G7 (144/430/1200MHz)	STANDARD VX-8D (50/144/430MHz)

FEA CW NET RESULTS: NO. 420 TO 432 - NAO, JO3HPM #15008

No.	Date (Y/M/D)	Time (UTC)	Freq. (MHz)	Controller	Participants
432-2	2013/3/31	0800-0815	14.054	JO3HPM	JE1RZR
432-1	2013/3/30	2300-0017	7.026	JO3HPM	JR7OEF, JA4IJJ, JE1RZR, JP1BJB, JG0SXC, JA4MRL, JE1TRV
431-2	2013/3/24	0800-0830	14.054	JO3HPM	ZL2AOH, JP1BJB
431-1	2013/3/23	2300-0002	7.026	JG0SXC	JE1RZR/3, JK7UST, JP1BJB/M, JA1NUT, JR7OEF
430-2	2013/3/17	0800-0815	14.054	JO3HPM	JK7UST, JE1RZR/3, JE1TRV
430-1	2013/3/16	2300-0010	7.026	JO3HPM	JK7UST, JE1TRV, JE1RZR/3, JP1BJB, JG0SXC, JA4MRL, JA4IJJ
429-2	2013/3/10	0800-0822	14.054	JO3HPM	JK7UST, G3KMZ, JE1RZR/3
429-1	2013/3/9	2230-0000	7.026	JL1IRB	JK7UST, JR7OEF, JE1TRV, JP1BJB, JE1RZR/3, JG0SXC, JQ1BWT, JO3HPM, JA4MRL
428-2	2013/3/3	0800-0816	14.054	JE7YTQ	JO3HPM, JE1RZR/3
428-1	2013/3/2	2300-0003	7.0255	JO3HPM	JR7OEF, JE1TRV, JK7UST, JP1BJB, JG0SXC, JE1RZR/3
427-2	2013/2/24	0800-0815	14.054	JO3HPM	JK7UST
427-1	2013/2/23	2300-0007	7.026	JG0SXC	JG1BGT, JK7UST, JO3HPM, JA4IJJ
426-2	2013/2/17	0800-0815	14.054	JO3HPM	JE1RZR/3
426-1	2013/2/16	2300-0006	7.026	JO3HPM	JP1BJB, JE1RZR/3, JG1BGT, JG0SXC, JE1TRV
425-2	2013/2/10	0800-0825	14.054	JO3HPM	JE1RZR/3, ZL2AOH, JK7UST
425-1	2013/2/10	2300-0020	7.0265	JG0SXC	JE1RZR/3, JP1BJB, JO3HPM, JR7OEF, JA4IJJ, JL8KUS, JF1LXO, JA4MRL, JK7UST, JR0QWW
424-2	2013/2/3	0800-0808	14.054	JE7YTQ	JE1RZR/3
424-1	2013/2/2	2300-0010	7.026	JO3HPM	JE1RZR/3, JL1IRB, JR7OEF, JP1BJB/m, JA4IJJ, JG0SXC, JK7UST, JG1BGT
423-2	2013/1/27	0800-0906	14.054	JE1RZR	JO3HPM, JK7UST, JA4MRL, JG1BGT, JJ1TTG/6
423-1	2013/1/26	2300-0015	7.026	JG0SXC	JL8KUS, JG1BGT, JR7OEF, JE1RZR, JF1LXO, JP1BJB, JO3HPM, JA4MRL, JR0DIL
422-2	2013/1/20	0800-0815	14.054	JO3HPM	JK7UST, JE1RZR/3
422-1	2013/1/19	2300-0015	7.0257	JO3HPM	JP1BJB, JE1RZR/3, JG0SXC, JL8KUS, JF1LXO, JG1BGT, JF3KNW
421-2	2013/1/13	0800-0835	14.054	JO3HPM	ZL2AOH, VK4EI
421-1	2013/1/12	2300-0016	7.0275	JG0SXC	JR7OEF, JE1TRV, JL8KUS, JP1BJB, JO3HPM, JA4IJJ
420-2	2013/1/6	0800-	14.054	JE7YTQ	none
420-1	2013/1/5	2300-0030	7.026	JO3HPM	JK7UST, JR0QWW, JF1LXO, JF3KNW, JP1BJB, JL8KUS, JE1RZR/3, JG0SXC, JR0DIL, JA4IJJ, JJ1TTG/6

FINALE

Did you enjoy a lot of rig in this issue? Can I hear your comments about our newsletter? 73/88 and stay sober de Nao.